Damper actuator for module SKM230-T-B12 for adjusting dampers in technical building installations

- Air damper size up to approx. 0.4 m²
- Torque motor 2 Nm
- Nominal voltage DC 24 V
- Control Open/close via module SKM230-T-B12
- incl. fail-safe
- Mechanical interface Universal shaft clamp 6...12.7 mm

Technical data

Electrical data	Nominal voltage	DC 24 V
	Nominal voltage range	DC 19.2...28.8 V
	Power consumption in operation	0.5 W
	Power consumption in rest position	0.2 W
	Power consumption in rest position note	0 W when power off / position closed
	Power consumption for wire sizing	1 VA
	Connection supply / control	Terminals 1.5 mm² Cu wire or 1.0 mm² Cu strands (3-wire)
	Actuator - module connection	Cu wire: min 0.5 mm², max 1.5 mm² Cu strand: min. 0.5 mm², max. 1.0 mm² Length max. 200 m
Functional data	Torque motor	2 Nm
	Direction of motion motor	clockwise rotation
	Manual override	with magnet
	Angle of rotation	95°
	Angle of rotation note	can be limited on both sides with adjustable mechanical end stops
	Running time motor	75 s / 90°
	Sound power level, motor	35 dB(A)
	Mechanical interface	Universal shaft clamp 6...12.7 mm
	Position indication	Mechanical, pluggable (accessory part Z-PICM)
	Service life	Min. 60'000 fail-safe positions à 95°
Safety data	Protection class IEC/EN	III, Safety Extra-Low Voltage (SELV)
	Degree of protection IEC/EN	IP20
	EMC	CE according to 2014/30/EU
	Certification IEC/EN	IEC/EN 60730-1 and IEC/EN 60730-2-14
	Hygiene test	According to VDI 6022 Part 1 / SWKI VA 104-01, cleanable and disinfectable, low emission
	Type of action	Type 1
	Rated impulse voltage supply / control	0.8 kV
	Pollution degree	2
	Ambient humidity	Max. 95% RH, non-condensing
	Ambient temperature	-30...50°C [-22...122°F]
	Storage temperature	-40...80°C [-40...176°F]
	Servicing	maintenance-free

Technical data

Weight	Weight	0.17 kg

Safety notes

- This device has been designed for use in stationary heating, ventilation and air-conditioning systems and must not be used outside the specified field of application, especially in aircraft or in any other airborne means of transport.
- Outdoor application: only possible in case that no (sea) water, snow, ice, insolation or aggressive gases interfere directly with the device and that it is ensured that the ambient conditions remain within the thresholds according to the data sheet at any time.
- Only authorised specialists may carry out installation. All applicable legal or institutional installation regulations must be complied with during installation.
- The mechanical end stops for limiting the angle of rotation may only be removed for adjustment. They must always be mounted during operation and a maximum angle of rotation of 95° must be maintained.
- The device may only be opened at the manufacturer's site. It does not contain any parts that can be replaced or repaired by the user.
- To calculate the torque required, the specifications supplied by the damper manufacturers concerning the cross-section and the design, as well as the installation situation and the ventilation conditions must be observed.
- The device contains electrical and electronic components and must not be disposed of as household refuse. All locally valid regulations and requirements must be observed.

Product features

Simple direct mounting
The actuator is mounted directly on the damper shaft (ø6...12.7 mm) with a universal shaft clamp and can be optionally secured with the Z-ARCM anti-rotation clip to prevent it from rotating ("see Accessories").

Manual override
Manual override with magnet possible (gear train disengagement as long as the magnet adheres to the magnet symbol). The Z-MA magnet for the gear train disengagement is enclosed.

Adjustable angle of rotation
Adjustable angle of rotation with mechanical end stops.

High functional reliability
The actuator is overload protected, requires no limit switches and automatically stops when the end stop is reached.

Accessories

Electrical accessories

Description	Type
Power module for CM..K.. rotary actuator	SKM230-T-B12.1

Mechanical accessories

Description	Type
Anti-rotation clip, Multipack 20 pcs.	Z-ARCM
Gear train disengagement magnet, Multipack 20 pcs.	Z-MA
Position indicator, Multipack 20 pcs.	Z-PICM
End stop clip, Multipack 20 pcs.	Z-ESCM
Shaft extension 170 mm ø10 mm for damper shaft ø6...16 mm	AV6-20

Electrical installation

Connection via module SKM230-T-B12

Electrical installation

Wiring diagrams

DC 24 V, SKM230-T-B12

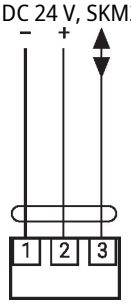

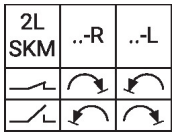

Dimensions

Spindle length

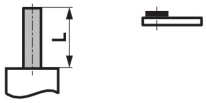	Min. 32
	-

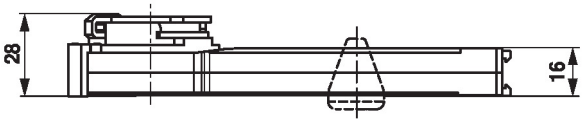

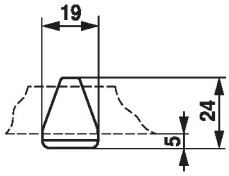

Clamping range
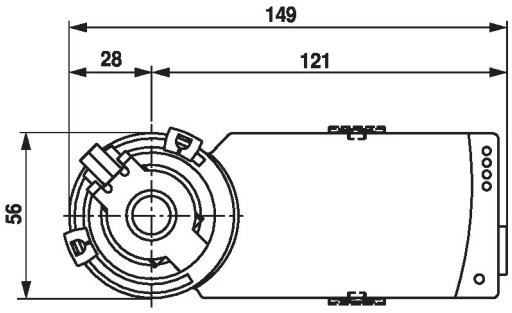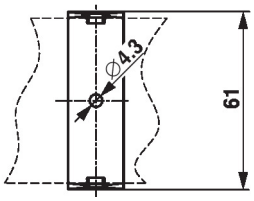
6...12.7	6 / 8 / 10	6...12.7